



District Report Card: 2017


| | |
|---------------------------------|-----------------------------|
| State: Arunachal Pradesh | District: Papum Pare |
| Class: 5 | Subject: Language |
| Schools: 60 | Students: 1108 |


Participation/Coverage


Students

| | | | | | | | | |
|--|--------|--|-------|--|--------|--|-------|--|
| <div>GENDER</div> <div></div> | Boys | | | | Girls | | | |
| | Number | | % | | Number | | % | |
| | 510 | | 46.03 | | 598 | | 53.97 | |

| | | | | | | | | |
|---|--------|--|-------|--|--------|--|-------|--|
| <div>AREA</div> <div></div> | Rural | | | | Urban | | | |
| | Number | | % | | Number | | % | |
| | 486 | | 43.86 | | 622 | | 56.14 | |

| | | | | | | | | |
|--|--------|------|--------|-------|--------|------|--------|-------|
| <div>CATEGORY</div> <div></div> | SC | | ST | | OBC | | GEN | |
| | Number | % | Number | % | Number | % | Number | % |
| | 71 | 6.41 | 813 | 73.38 | 67 | 6.05 | 157 | 14.17 |

| | | | | | | |
|--|----|----|----|------|----|-----|
| <div>CWSN</div> <div></div> | LD | VI | HI | S&LD | ID | Oth |
| | 1 | 0 | 5 | 2 | 1 | 19 |

| | | | | | | |
|--|------------|--|-------|------------------|--|-------|
| <div>Management</div> <div></div> | Government | | | Government-aided | | |
| | Number | | % | Number | | % |
| | 901 | | 81.32 | 207 | | 18.68 |

Average Performance of Students in Language (%)

| Overall | Gender | | Area | | Management | | Social Group | | | |
|---------|--------|--------|-------|-------|------------|-------|--------------|-------|-------|-------|
| | Male | Female | Rural | Urban | Govt. | Aided | SC | ST | OBC | GEN |
| 48.57 | 50.16 | 47.21 | 52.02 | 45.87 | 45.08 | 63.74 | 52.58 | 48.08 | 38.51 | 53.59 |

Performance on Learning Outcomes (LOs)

| Learning Outcomes | Description | Average Performance(%) |
|-------------------|--|------------------------|
| L504 | Reads and comprehends independently storybooks, news items/ headlines, advertisements etc. | 47.29 |
| L508 | Reads text with comprehension, locates details and sequence of events | 49.21 |

| Range of Performance of Students who Answered Correctly | | | | | | | |
|---|-------|-----------|-------|-----------|-------|-----------|-------|
| Below 30% | | 30% - 50% | | 50% - 75% | | Above 75% | |
| Number | % | Number | % | Number | % | Number | % |
| 252 | 22.74 | 347 | 31.32 | 380 | 34.30 | 129 | 11.64 |

Lowest Performing Learning Outcomes (LOs)

- 1 - Reads and comprehends independently storybooks, news items/ headlines, advertisements etc. (47.29)
- 2 - Reads text with comprehension, locates details and sequence of events (49.21)